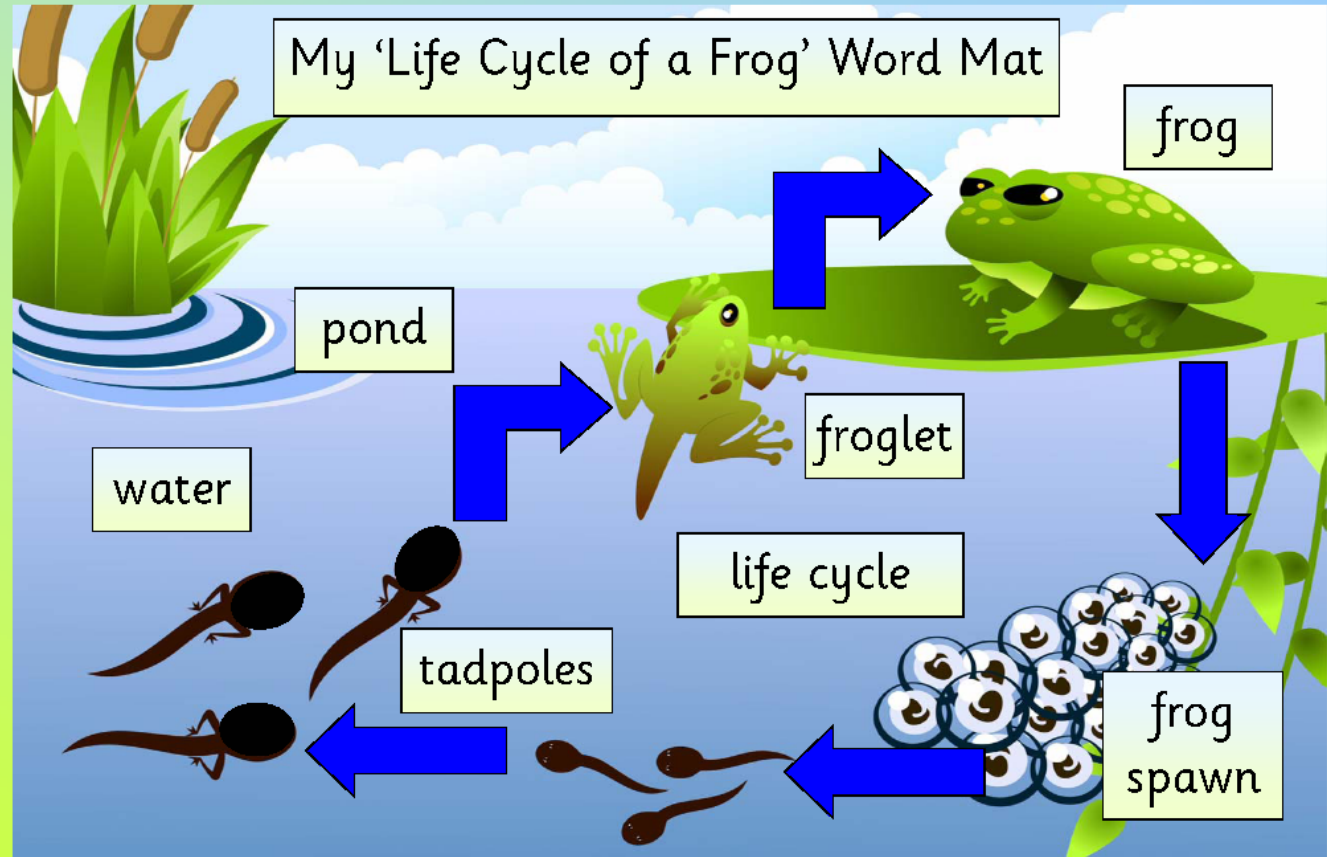


Life cycle of a frog



My 'Life Cycle of a Frog' Word Mat



frog

pond

water

froglet

life cycle

tadpoles

frog spawn






Download from
Dreamstime.com

License:
Standard License


A Frog's Life



tadpole



frog



egg



froglet

Clip Art from Scrogg's Doodles <http://www.scroggsdoodles.com>

FROG THEME GAMES!

PIN THE CROWN ON THE FROG

Enlarge a picture of a frog and cut out gold crowns in proportion to the frog.

As in pin the Tail on the Donkey, kids are blindfolded, spun around and try to pin the crown on top of the frog's head.

Play PIN THE TONGUE ON THE FROG

(A version of the 'Crown' idea up above)

HOPPING CHALLENGE

This can be played in a circle, a line, or as a "Froggie Says ____" game. Give children a variety of "hopping" commands such as:

Hop in one place.

Hop and turn in a circle at the same time.

Hop on left/right foot.

Hop backwards, sideways; make a square or circle.

Hop over a line.

Hop with a partner.

Hop quietly to line up.

PLAY 'CATCH THE FLY!' Have children get into pairs with pairs trying to "catch flies" by tossing raisins into each other's mouths.

FROG STRAW RELAY GAME

Cut out two frogs from tissue paper. (Good ideas to make a couple extra frogs)

Form two teams and each has a straw.

The kids have to pick up the tissue frog while sucking in on the straw and run to the other side of the room; they run back and the next player has to do it again.

First team sitting wins.

FROG HOP RELAY

This game is for 6 or more players, and should be played in an open area.

1. Form two even teams.
2. The first players from each team get into frog position, squatting with their hands on the ground.
3. While making frog sounds, they "frog hop" to the end of the playing field and back.
4. When they return, the next person on each team does the same .

RIBBIT, RIBBIT, JUMP! (Or "Frog, Frog, Tadpole")

Here is a different version of "Duck, Duck, Goose"...

The player is tapped on the head when the word "jump" is said.

They must hop and try to catch the other player who must also hop around and get back to the empty spot.

LILY PAD LEAP FROG (Version #1)

Fill a child's wading pool with water; put in lily pads made from craft foam. Toss small plastic frogs in such a way that they land on the lily pads and score points.

FROG JUMPING GAME (Version #2)

1. Paint the bottom of a large cardboard box (with low sides) blue. The blue is the water.
2. Put some small green paper plates on the 'water'. These are lily pads.
3. Purchase small toy frogs and have children toss the frogs onto the 'lily-pads'.

Optional: Put numbers on the pads and add the points up as the frogs land on the pads.

FEED THE FROG!

Draw flies on small balloons or water balloons and toss them into a basket or bucket representing a Frog. (You could draw and attach a large frog on the container) Beanbags or black balloons could also be used as the 'flies'.

FROG HUNT

Print out as many frogs (in what ever version you prefer) and hide them.

Have the kids search for hidden frogs around the party room or outside.

Young kids would enjoy picking out a floating frog in a wading pool, sink, or tub. Have a prize correlated to the number placed on the bottom of the frog.

HAVE A CROAKING CONTEST!

Have kids croak and make noises the frogs would make.

Award prizes for the most realistic, musical, funniest, silliest, softest sounding, loudest, croakiest, etc.

Play MUSICAL TOAD STOOLS, like Musical Chairs-or-MUSICAL LILLY PADS

Instead of chairs, you could use green card stock and cut out lily pads about 18" wide.

PLAY SLIMY (or SQUIRMY) FROG

It's just like hot potato using a plastic, plush toy, or rubber frog; pass him quickly because frogs are squirmy!

Instead of Simon Says, play 'Froggy Says'!

CAN YOU MAKE OR PURCHASE A FROG PINATA?

LEAP FROG GAME

1. If you are playing in a group with more than three players, you start by lining up in single file.
2. The first person in the line takes a few steps forwards and then bends over to make the first frog.
3. The next person in the line then leaps the first frog, carries on for a few steps and then bends over to make the second frog.
4. The third person in the line then has to run and leap frogs one and two and then bends over to make the third frog.
5. This carries on until all the players have jumped.

This can be played with one line or in Teams.

If you are playing with 2 or three children to a line--introduce a MATH component to the 'Leap Frog' and MEASURE HOW FAR each child jumps!

FROG TOSS

Put a blue cloth or blue roll paper on a table.

Place lily pads cut out from construction paper on top of the table covering.

Have kids toss plastic frogs from a distance trying to land them on lily pads.

SPLAT LIKE A FROG PAINTING...

Suggestion: Do this outside...

Place butcher paper on the floor/cement and tape down.

Fill a nylon stocking with popcorn kernels.

Fill trays with paint.

Have children dip the filled stocking into the paint trays and drop the filled stocking to the ground while they hang onto the end. It will bounce up just like a frog's tongue.

DRAW A FROG

First, make the body of the frog by either dipping a finger in green paint, pressing it to a 'green' stamp pad, or drawing the body shape or coloring it in.

Next, following the example, draw the eyes at the top of the body. (TIP - placing the eyes first - gives the 'artist' more perspective in where to place the arms.)

Finish off with bent stick legs and feet of your choice. KA decided to add small fingerprint green feet and then outlining them. (Image by KidActivities.net)

IDEA: How about adding 'Green' food coloring or Kool-Aid to you favorite play dough-goop and slime recipes?!

Play Dough Link: [Click here](#)

Goop Gak & Slime Link: [Click here](#)_

MAKE A FROG PLATE PUPPET

Paint the bottom side of a paper plate green and the top side red.

When it is dry- make a mouth; fold it in half so that the red is inside.

Glue eyes on top and have children put two small dots on it for a nose.

On the inside tape or glue a long red tongue made of construction paper.

Have the kids can curl the tongue around a pencil to make it curly

FROG THEME SNACKS

FROG FLOATS

Put one scoop of lime sherbet into a cup.

Add 7-Up or Sprite.

Add miniature marshmallows or M&M's to the sherbet for the frog's eyes.

SERVE CUPCAKES DECORATED WITH GREEN FROSTING

or...

Make a batch of FROG SUGAR COOKIES using a frog cookie cutter.

The children can decorate them with green frosting, candies, and sprinkles...

OR kids could also decorate plain sugar cookies as the cupcakes above are decorated.

Add a variety of jellybeans and decorations to make frog faces and red shoestring licorice for the mouth/tongues.

LILY POND SNACKS

1 spoonful soft cream cheese

Blue food coloring

1/2 English Muffin

3 cucumber slices

1 Gummy Frog

Tint the cream cheese with blue food coloring and spread on English muffin halves.

Peel and slice cucumbers into very thin rounds.

Cut a wedge from each cucumber slice and place 3 on top of the cream cheese.
Put the gummy frog in the "pond." (Submitted by Cassie/Mi.)

OREO FROG COOKIE

For each cookie you need:

2 miniature pretzel twists

1 OREO Chocolate Sandwich Cookie

1/4 tsp. ready-to-spread vanilla frosting

2 candy-coated chocolate pieces (m&m's)

ATTACH pretzels to bottom of the cookie with some frosting for the frog's feet.

PLACE the pretzel-side down, on plate.

USE remaining frosting to attach candies to top of cookie for the eyes. Let cookies stand until the frosting is firm.

(Image by KidActivities.net)

Other Snack Ideas:

- Combine lime sherbet with 7-Up soda for a SWAMPY PUNCH. Place a plastic frog in the punch for further decoration.
- Freeze raisins (Flies) into ice cubes for added decoration in the punch.
- FROG LEGS (chicken wings)
- FLIES ON A LOG (peanut butter on celery with raisins on top)
- FLY DIP (black bean dip) with nachos and chips
- FROG LOG MIX (Chex Mix with extra pretzels)
- Green M&Ms
- Green chocolate mints
- Gummy frogs
- Chocolate raisins
- FROG AND FLY GUT SANDWICHES (With a cookie cutter, cut bread into frog shapes and fill with any thing)
- Anything Green: Green apples, Green Jell-O, Green grapes, Green gummy worms...

LOOKING FOR IDEAS TO USE ON BULLETIN BOARD, DOOR OR _____?

Maybe some of the following ideas will get you 'HOPPING'!

- "Welcome to My Pad" (On the door or Information Board)
- "Take a Leap Into _____!" (Example: Grade 5 or SAC)

- "Leap into _____" (Beginning of Year Welcome)
- Welcome to _____'s Pad!
- "I'm HOPPY You're Here!"
- "Toad"ally Awesome _____"

FOR INCENTIVE CHARTS:

"The Pond of Fame"

"Hoppin Good Helpers"

"Hoppy Helpers!"

"Hop To It With _____!"

LITERACY & BOOK MARKS

"Leap into a Good Book!"

"Hop into a Good Book!"

"Books are Toad-ally Awesome"

FINGER PLAY, POEMS, AND Song (For young children)

FIVE LITTLE FROGS

Five little speckled frogs

Sitting on a hollow log

Eating some most delicious bugs

Yum Yum...

One jumped into the pool

Where it was nice and cool...

Now there are four speckled frogs

Glub, glub...

(...and so on in descending order)

FIVE LITTLE TADPOLES

Five little tadpoles swimming near the shore,

The first one said, "Let's swim some more."

The second one said, "Let's rest awhile."

The third one said, "Swimming makes me smile."

The fourth one said, "My legs are growing long."

The fifth one said, "I'm getting very strong."

Five little tadpoles will soon be frogs,

They'll jump from the water and sit on logs.

LITTLE TADPOLE

Sung to "Frere Jacques"

Little tadpole, Little tadpole

Lost his tail, lost his tail.

Now he has two feet

Now he has four feet

Look a frog! Look a frog!

egg - Tiny frog eggs are laid in masses in the water by a female frog. The eggs hatch into tadpoles.

tadpole - (also called the polliwog) This stage hatches from the egg. The tadpole spends its time swimming in the water, eating and growing. Tadpoles breathe using gills and have a tail.

tadpole with legs - In this stage the tadpole sprouts legs (and then arms), has a longer body, and has a more distinct head. It still breathes using gills and has a tail.

froglet - In this stage, the almost mature frog breathes with lungs and still has some of its tail.

adult - The adult frog breathes with lungs and has no tail (it has been absorbed by the body).